


25TH NOVEMBER, 2019

**STATISTICAL FACTSHEET OF MEMBERS OF THE FIFTH
PARLIAMENT OF THE SECOND REPUBLIC OF SIERRA LEONE**



- ❖ **General Composition of the Sierra Leone Parliament**
- ❖ **Gender composition of the Sierra Leone Parliament**
- ❖ **Parliamentary Terms**

By: Kehinde Juliana Shoyoola

Mobile: +232 78 136990

+232 77 666826

Email: kj.shoyoola@parliament.gov.sl

1. GENERAL COMPOSITION OF THE SIERRA LEONE PARLIAMENT

The current Parliament of Sierra Leone consists of **128** Party Representatives from **4** Political Parties, **14** Paramount Chiefs and **3** Independent candidates, accounting for a total of **145** Parliamentarians. One seat in Constituency **110** is currently vacant and once the Bye election is concluded by the National Electoral Commission, the total composition of the Fifth Parliament of the second Republic will be 146 Members, as it was constituted after the March 2018 Parliamentary polls. This information is displayed in the charts below:

Figure 1: Actual Composition of Parliament

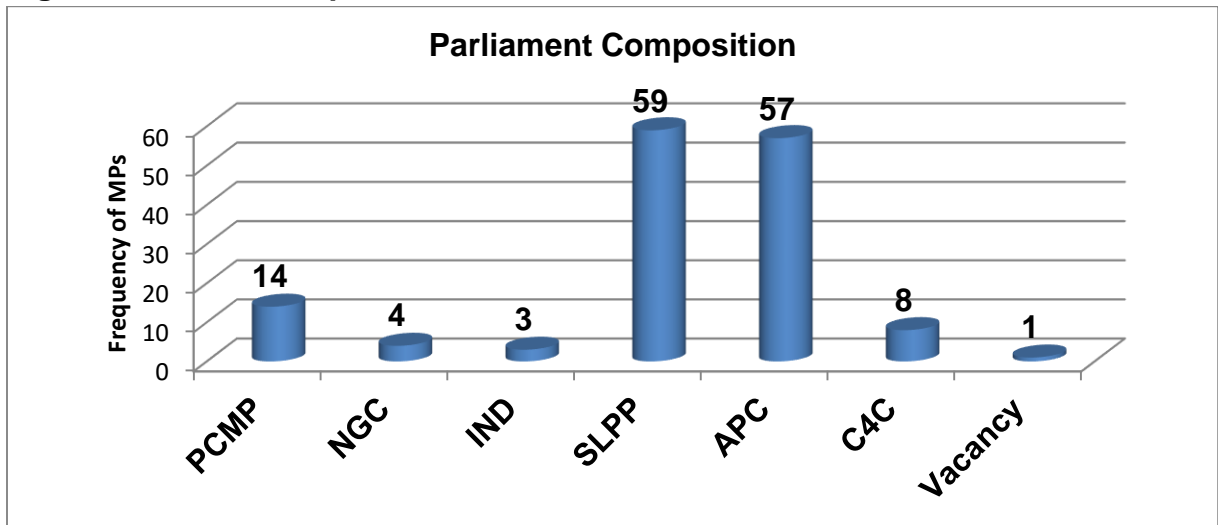
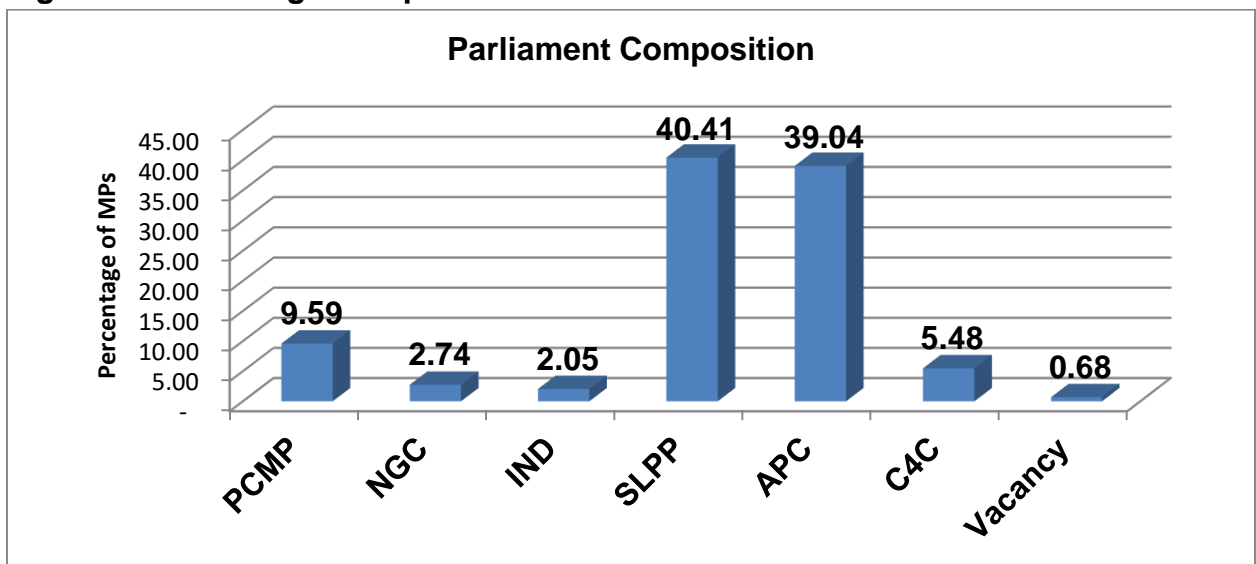


Figure 2: Percentage Composition of Parliament



2. GENDER COMPOSITION OF THE SIERRA LEONE PARLIAMENT

There are **16** female MPs and **129** male MPs, accounting for a Male-Female ratio of **8:1**. This means that for every one female MP, we have available **8** male MPs. The gender representation disparity amongst our Parliamentarians therefore remains very high and does not favour female participation. The disparity is so wide that it calls for urgent affirmative action in order to address it. We currently have only **11%** female representation, as compared to **89%** male representation in the House of Parliament. This information is displayed in the charts below:

Figure 3: Actual Gender composition of Sierra Leone Parliament

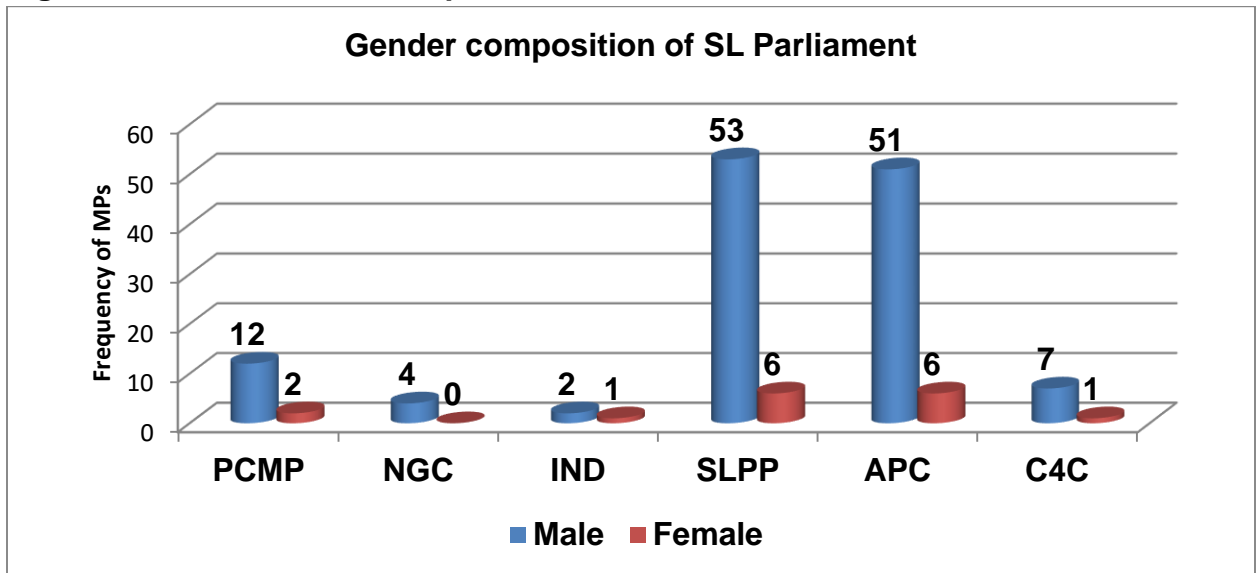


Figure 4: Percentage Gender composition of Sierra Leone Parliament

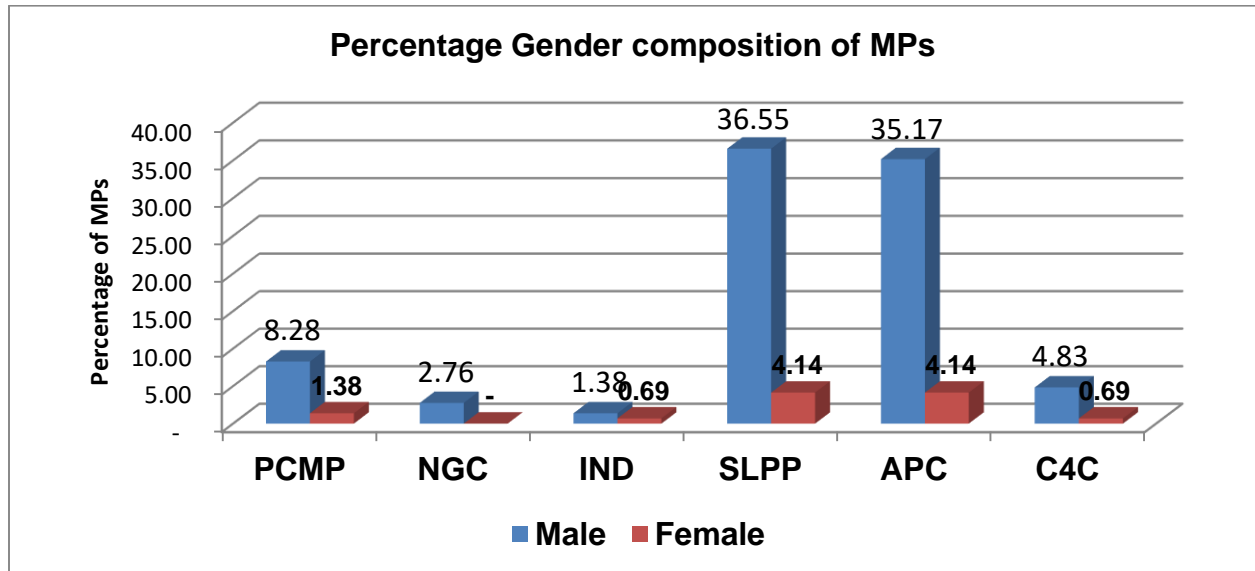
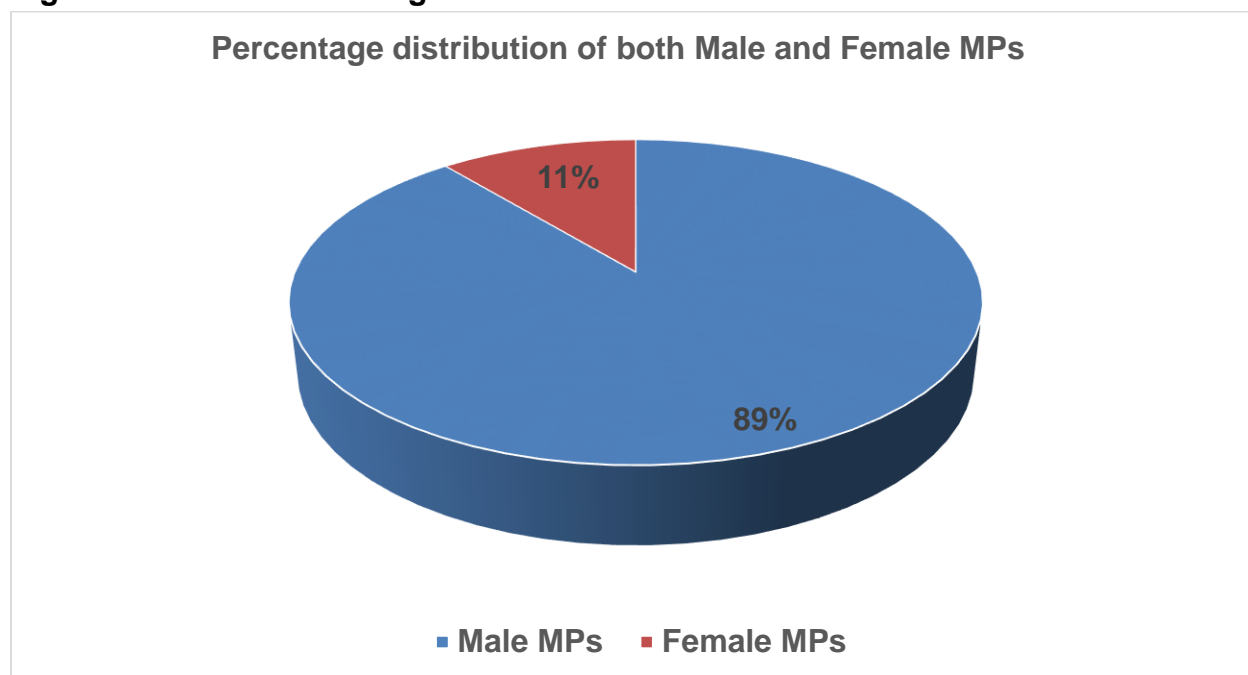


Figure 9: Overall Percentage distribution of both Male and Female MPs



3. PARLIAMENTARY TERMS

This section shows MPs in the Fifth Parliament of the second Republic of Sierra Leone who are serving as 1st, 2nd or 3rd Termers in the House of Parliament. Parliamentary Terms refer to the entry period of MPs, indicating whether they are serving their first, second or third terms in the House. The number of first Termers in the current Parliament is significantly high, as **80%** of its members are serving their first term in the House. The table below shows the distribution of Termers in the Parliament of Sierra Leone.

Table 1: The distribution of Termers

	1st Termers	2nd Termers	3rd Termers	Total
SLPP	50	7	2	59
APC	42	12	3	57
PCMP	10	2	2	14
C4C	8	0	0	8
NGC	4	0	0	4
Ind	2	1	0	3
	116	22	7	145

Figure 10: The distribution of Termers

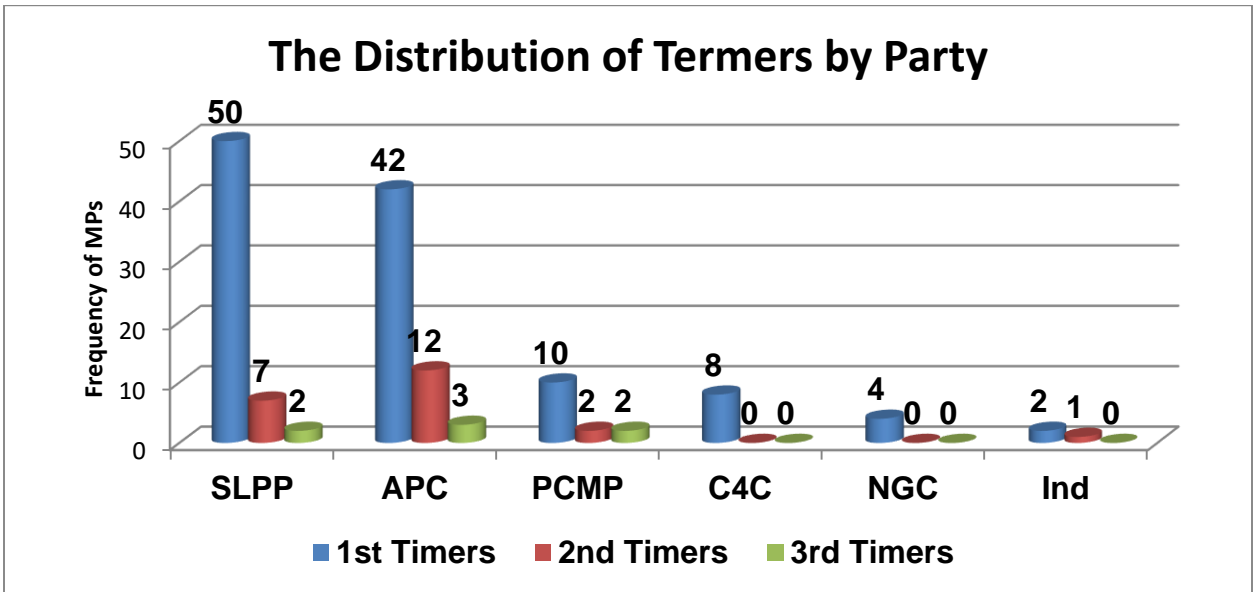


Figure 11: Percentage distribution of various Termers in the 5th Parliament

